

# Math 206 - 2nd Final Exam

May 18, 2011

Name \_\_\_\_\_

Score \_\_\_\_\_

Show all work. Supply explanations where necessary. Use only a compass and a straightedge for constructions. For each construction, the steps you follow must be apparent.

---

1. A letter is selected at random from the first box and placed into the second box. Then a letter is selected at random from the second box.

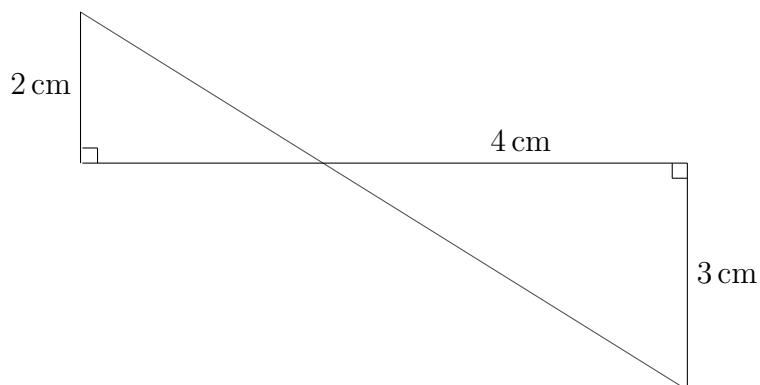
M E R R Y

X M A S

- (a) (3 points) What is the probability that the letter R is selected from the second box?

- (b) (2 points) What are the odds in favor of selecting a Y from the first box?

2. (6 points) Find the perimeter of the smaller triangle. Write your final answer in inches rounded to the nearest tenth. ( $2.54 \text{ cm} = 1 \text{ in}$ )



3. (3 points) The organizers of a charity event have planned the following game:

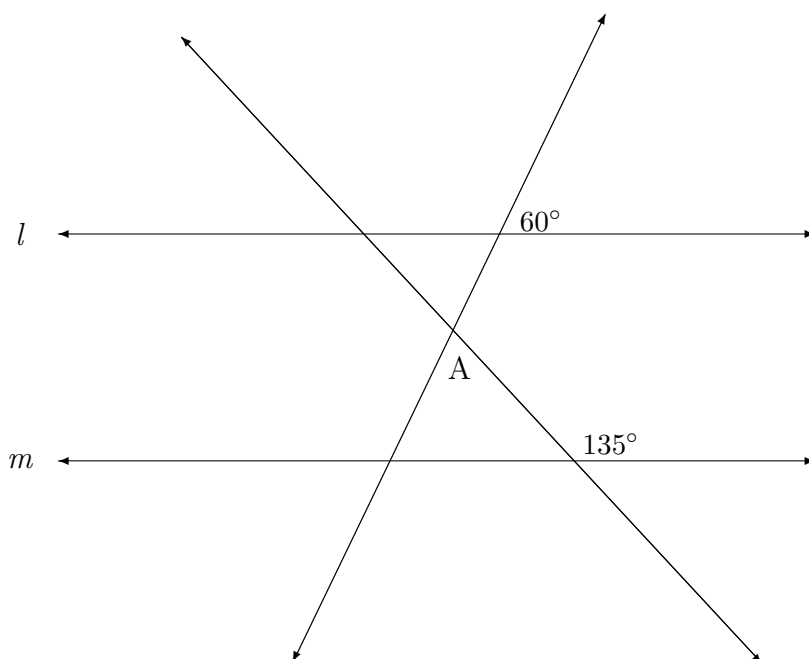
Contestants will pay \$5 to randomly select a bill from a box containing one \$100 bill, two \$20 bills, two \$10 bills, five \$5 bills, and ninety \$1 bills.

On average, how much should the event organizers expect to make for each person who plays the game?

4. (2 points) Find the measure of each interior angle of a regular nonagon.

5. (3 points) The mean weight of seven tackles on a football team is 230 lb, and the mean weight of the four backfield members is 190 lb. What is the mean weight of the 11-person team?

6. (4 points) In the figure below, line  $l$  and line  $m$  are parallel. Find the measure of the angle A.

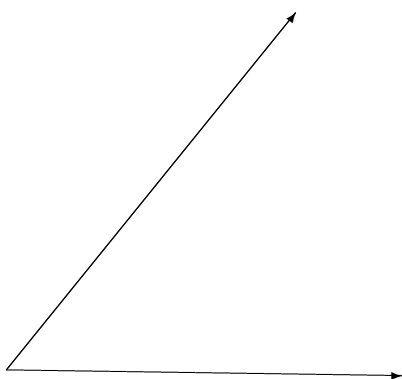


7. Two letters are selected at random, one at a time without replacement, from the following box.

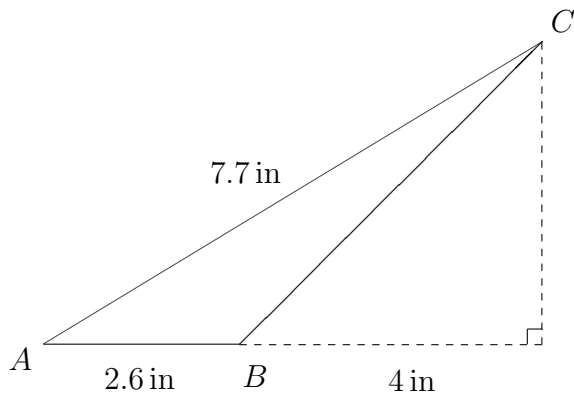
A	A	B	C
---	---	---	---

- (a) (4 points) Sketch the probability tree diagram associated with this two-stage experiment and find the probability of each path.
- (b) (1 point) What is the probability that exactly one of the selected letters is a C?

8. (5 points) Copy the given angle so that its initial side lies on the given line. Then bisect the copied angle.

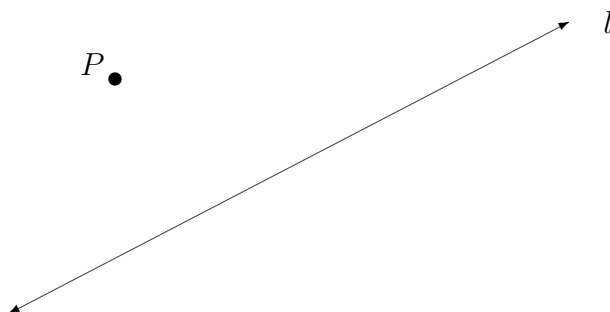


9. (5 points) Find the area of triangle  $ABC$ .



10. (3 points) Convert 321,654 in to miles. Round your final answer to the nearest hundredth.

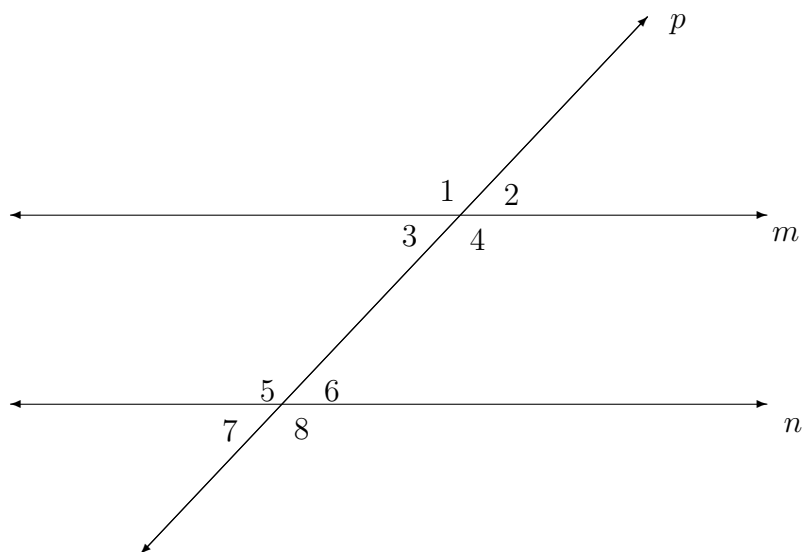
11. (5 points) Construct a line through  $P$  parallel to  $l$ .



12. (5 points) Construct a boxplot for the following set of data. Assume that there are no outliers.

120	121	121	124	126	128	132
134	140	142	147	150	152	160

13. (6 points) In the following figure, the parallel lines  $m$  and  $n$  are being cut by transversal  $p$ .



- (a) Name a pair of alternating exterior angles.
- (b) Name a pair of corresponding angles.
- (c) Name a pair of alternating interior angles.
- (d) Name a pair of vertical angles.
- (e) Name a pair of adjacent angles.
- (f) Name a pair of supplementary angles that are not adjacent.

14. (4 points) Convert  $56^{\circ} 14' 32''$  to degrees in decimal form. Round your final answer to the nearest thousandth.
15. (2 points) Suppose  $A$  and  $B$  are events with probabilities 0.15 and 0.75, respectively. If  $P(A \cup B) = 0.87$ , find  $P(A \cap B)$ .
16. (2 points) What does CPCTC stand for?
17. (1 point) A quadrilateral with at least one pair of parallel sides is called a \_\_\_\_\_.
18. (5 points) Find the mean, median, mode, and standard deviation for the following set of test scores. (You may use your calculator only for the standard deviation.)

72	68	88	55	92
72	72	39	92	80

19. (4 points) For each of the following situations, tell which type of graph would best display the data. Choose from *line plot*, *bar graph*, *histogram*, *line graph*, *stem-and-leaf plot*, or *circle graph*.
- (a) A teacher has just returned the graded tests to a class of twenty-seven students. The test scores are whole numbers that range from 48 to 96. The teacher would like to show the entire list of scores.
  - (b) A botany class spent the day at Morton Arboretum collecting leaves from mature elm trees. The leaves were measured, placed into groups according to lengths, and counted. The class would like to draw a graph to illustrate the numbers of leaves in the different groups.
  - (c) A company's annual budget is \$457,000. This money is budgeted into eight different categories. The company's president would like to make a chart showing the employees how the budget is divided into the eight categories.
  - (d) Going back to 1990, the student government has obtained the total number of enrolled students for each academic year. The Student Government Association wants to make a chart showing how the enrollment has changed over the years.